




*State of Florida*  
Department of Health

# Volunteer Health Care Provider Program Annual Report

**Fiscal Year 2020–21**



**December 2021**

Ron DeSantis  
Governor

Joseph A. Ladapo, MD, PhD  
State Surgeon General

## Table of Contents

Executive Summary .....	i
Community and Faith-Based Clinics and Organizations .....	1
Licensed Health Care Professionals .....	4
Value of Goods and Services .....	5
Appendix A: Volunteer Health Care Provider Program Clinics and Organizations Contributions by County .....	6
Appendix B: Volunteer Health Care Provider Program Clinics and Contributions .....	8
Appendix C: Summary of Clinics and Organizations that Closed .....	22
Appendix D: Financial Liability Report.....	24

## Executive Summary

The Volunteer Health Care Provider Program (VHCPP) Annual Report is provided in accordance with section 766.1115(8), Florida Statutes, to summarize contributions achieved by the program. During Fiscal Year (FY) 2020–21, 211 community and faith-based clinics and organizations reported that a total of 11,425 licensed health care professionals and 2,201 Eligibility and Referral Specialists volunteered in the program.<sup>1</sup> The facilities reported providing 452,206 health care services to eligible individuals. In addition, the facilities reported that the value of health-related goods and services provided to Florida’s citizens through the program totaled more than \$287 million. Since inception of the program in 1992, the Department of Health (Department) has documented more than \$4.6 billion in donated goods and services. Appendix A summarizes an aggregated number of clinics and organizations participating in the program by county. Appendix B summarizes reported volunteers and health care service counts and the value of contributions by clinic for each county.<sup>2</sup>

### Background

Created by the Access to Health Care Act in 1992, the VHCPP improves access to health care for uninsured and underserved low-income residents by providing sovereign immunity to licensed health care professionals in exchange for them providing free medical and dental services to the underserved populations. These professionals primarily provide volunteer services in community and faith-based medical clinics that serve uninsured and underserved individuals. The program trains non-licensed volunteers to conduct eligibility determination and refer individuals to providers for primary or specialty care.

To be eligible for medical and dental services through the VHCPP, an individual must meet one of the following criteria:

- Does not have health insurance that covers the treatment being sought and has a gross family income that is less than 200 percent of the federal poverty level.
- Medicaid-eligible under Florida law and meets the VHCPP’s income eligibility criteria. (Medicaid clients are eligible to receive services through a free clinic when there is no Medicaid provider available in the area.)

---

<sup>1</sup> Of the 11,425 licensed health care professionals, 934 provided services to more than one clinic and organization.

<sup>2</sup> Appendix C lists the clinics that closed during FY 2020–21. These clinics will not appear on the next annual report.

The program is administered by a supervisor at the Central Office Complex in Tallahassee and nine regional coordinators. To establish sovereign immunity, licensed health care professionals sign contracts with the Department. Regional coordinators prepare and manage the contracts with health care professionals. They also ensure compliance with sovereign immunity requirements, conduct quality assurance at the clinics and organizations where clients receive services and train non-licensed volunteers in eligibility determination and referral procedures. In addition to contracting with individuals, the Department contracts with 140 medical clinics and organizations where licensed health care professionals serve eligible clients. On behalf of the Department, county health department health officers sign the contracts with licensed health care professionals participating in the program. In FY 2020–21, expenditures to administer the program totaled \$496,678.

This report also includes a list of claims filed under the VHCPP compiled by the Florida Department of Financial Services, Division of Risk Management, as required by section 766.1115 (7), Florida Statutes (see Appendix D). No claims have been reported since March 2012.

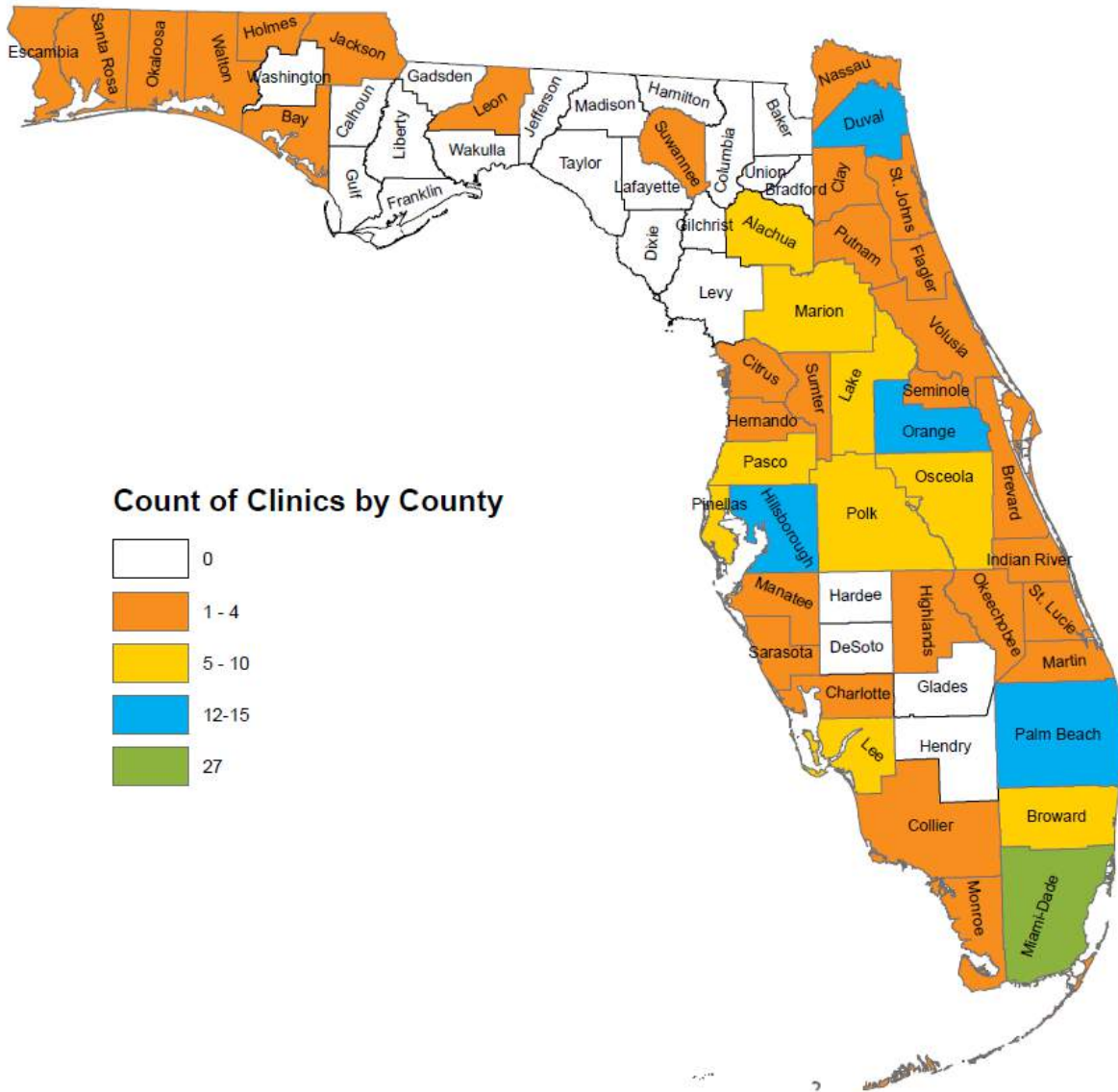
## **Community and Faith-Based Clinics and Organizations**

Licensed health care professionals who participate in the program provide services at clinics and medical organizations that serve uninsured and underserved individuals. During FY 2020–21, health care professionals provided services in 211 community and faith-based clinics, organizations and mobile dental units in 45 counties.

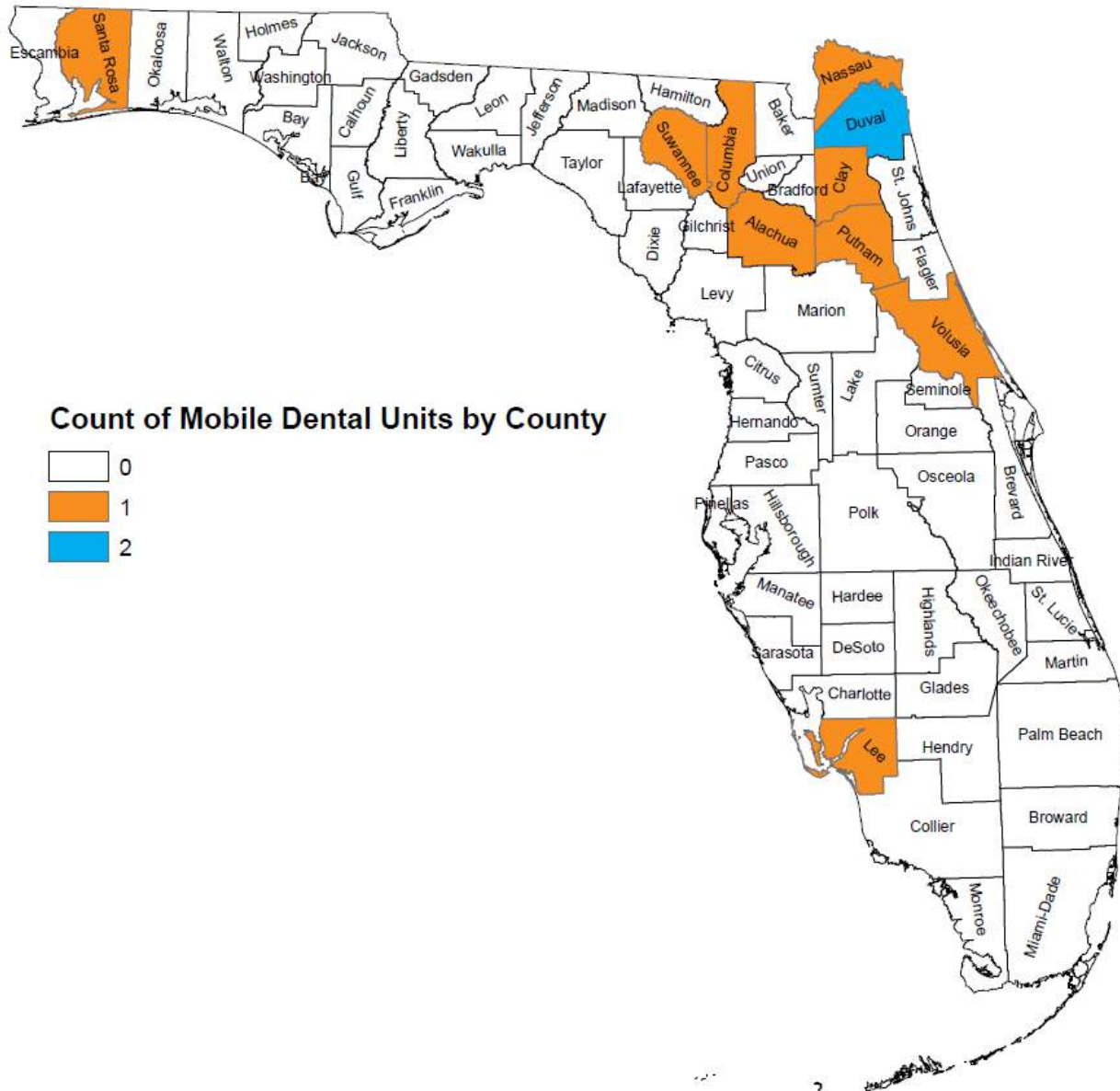
As shown in Exhibit 1 on page 2, there are community and faith-based clinics and organizations participating in the program in 44 counties. Of these, 30 counties had between 1 and 4 participating clinics and organizations; 9 counties had between 5 and 10 participants; 4 counties had between 12 and 15 participants and Miami-Dade County had 27 participants. In addition, 23 counties did not have clinics participating. To address these shortages, the program is collaborating with the Office of Rural Health at the Florida Department of Health to engage in outreach activities with the state Rural Health Networks and rural health clinics to promote the program.

Dental care is an important service provided through this program. Exhibit 2 on page 3 shows that 11 of the 211 clinics and organizations participating in the program were dental mobile units that provided dental services in 10 counties.

**Exhibit 1: Community and Faith-Based Clinics and Organizations by County**



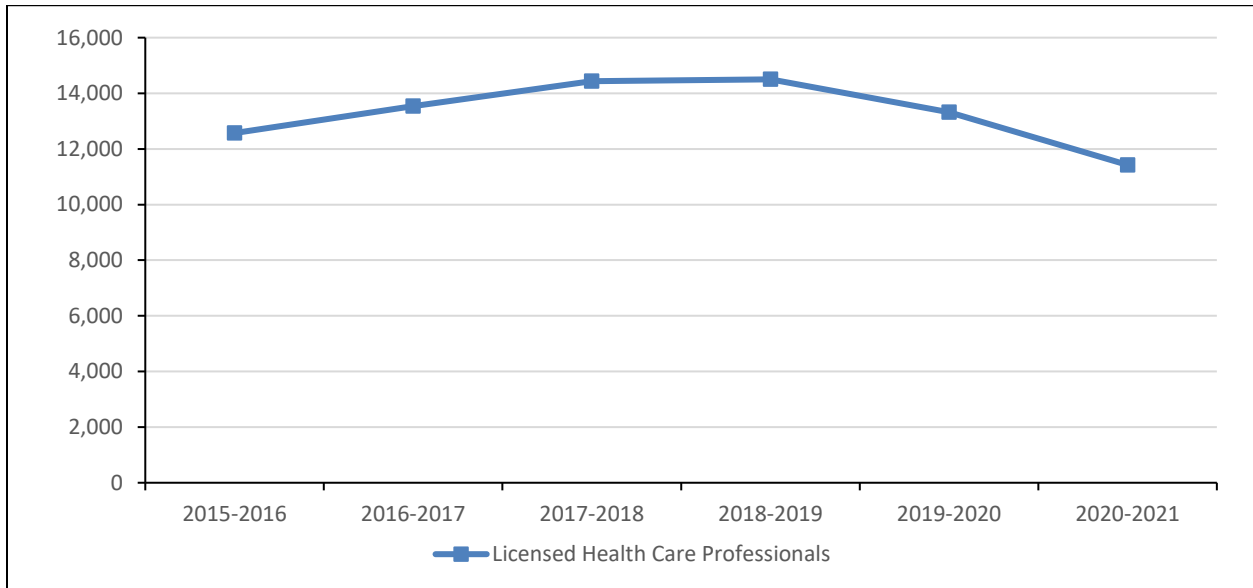
### Exhibit 2: Florida Baptist Convention, Mobile Dental Units by County



## Licensed Health Care Professionals

The Department contracts with licensed health care professionals to volunteer with the Volunteer Health Care Provider Program (VHCPP). During FY 2020–21, the 11,425 licensed health care professionals participating in the program provided 452,206 health care services to eligible individuals through the VHCPP. As shown in Exhibit 3, the number of licensed health care professionals providing volunteer services has decreased by 15.6 percent (1,144) since FY 2015–16. In addition, 2,201 Eligibility and Referral Specialists volunteered to screen clients for eligibility determination and refer patients for primary and specialty care during FY 2020–21.

**Exhibit 3: Licensed Health Care Professionals FY 2015–16 through FY 2020–21**



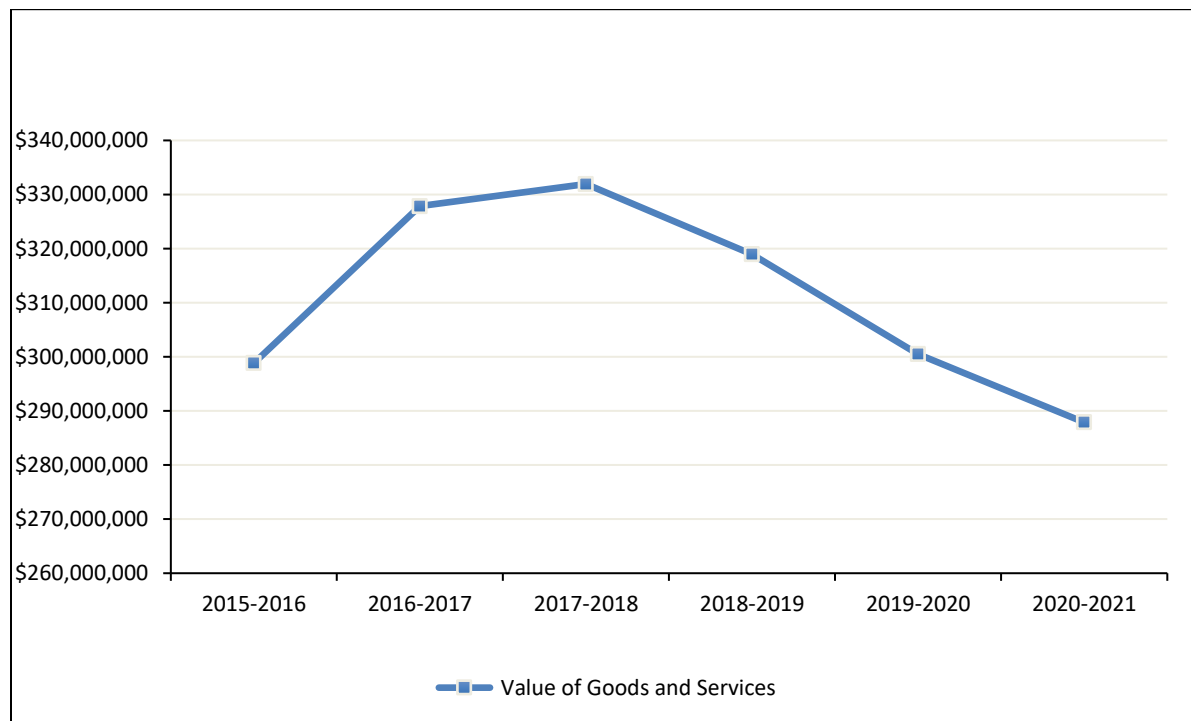
Source: Annual reporting requirements for clinics and organizations that participated in the program.



## Value of Goods and Services

The value of health care services is self-reported by the clinics and organizations that participate in the Volunteer Health Care Provider Program (VHCPP). During FY 2020–21, all clinics and organizations participating in the program reported fiscal information. They reported a total of 840,324 donated hours at a value of approximately \$131 million. In addition, 132 of the total 211 clinics and organizations reported receiving donations of money, supplies and equipment valued at approximately \$156 million. The combined value of services and donations totaled more than \$287 million. Exhibit 4 shows a decrease of 4.2 percent compared to FY 2015–16, when the value totaled \$298 million.<sup>3</sup> Since the VHCPP’s inception in 1992, participating clinics have reported more than \$4.6 billion in donated goods and services.

**Exhibit 4: Total Value of Goods and Services for FY 2015–16 through FY 2020–21**



Source: Annual reporting requirements for clinics and organizations that participated in the program.

<sup>3</sup> The Total Value of Goods and Services have decreased due in part to closure of clinics and organizations over the past few years.

## Appendix A: Volunteer Health Care Provider Program Clinics and Organizations Contributions by County

July 1, 2020–June 30, 2021

The following table summarizes aggregate information by county—the number of clinics and organizations participating in the program, health care services, licensed volunteers, Eligibility and Referral Specialists and the value of contributions by county.

Counties	Clinics and Organizations	Health Care Services	Licensed Volunteers	Eligibility and Referral Specialists	Value of Contributions
Alachua County	6	5,173	1,019	24	\$2,830,513
Baker County*	0	0	0	0	\$0
Bay County	3	12,591	100	27	\$8,293,850
Bradford County*	0	0	0	0	\$0
Brevard County	4	3,217	287	40	\$3,159,714
Broward County	6	9,704	67	16	\$2,054,128
Calhoun County*	0	0	0	0	\$0
Charlotte County	2	19,144	149	20	\$13,117,865
Citrus County	4	985	40	11	\$436,913
Clay County	3	2,062	32	27	\$372,286
Collier County	3	14,344	583	27	\$18,053,334
Columbia County	1	41	6	11	\$44,303
DeSoto County*	0	0	0	0	\$0
Dixie County*	0	0	0	0	\$0
Duval County	14	13,488	598	611	\$13,770,003
Escambia County	3	11,523	213	46	\$3,666,431
Flagler County	1	2,509	50	9	\$2,315,591
Franklin County*	0	0	0	0	\$0
Gadsden County*	0	0	0	0	\$0
Gilchrist County*	0	0	0	0	\$0
Glades County*	0	0	0	0	\$0
Gulf County*	0	0	0	0	\$0
Hamilton County*	0	0	0	0	\$0
Hardee County*	0	0	0	0	\$0
Hendry County*	0	0	0	0	\$0
Hernando County	2	2,021	37	9	\$3,874,972
Highlands County	1	1,450	82	4	\$884,823
Hillsborough County	15	81,433	879	164	\$17,240,737
Holmes County	1	85	19	18	\$32,213
Indian River County	1	1,677	120	7	\$927,738

\*No volunteers were available for clinical services during FY 2020–21.

Counties	Clinics and Organizations	Health Care Services	Licensed Volunteers	Eligibility and Referral Specialists	Value of Contributions
Jackson County	1	213	5	3	\$105,135
Jefferson County*	0	0	0	0	\$0
Lafayette County*	0	0	0	0	\$0
Lake County	5	3,790	130	19	\$5,388,150
Lee County	7	8,910	488	33	\$10,005,816
Leon County	4	3,316	351	10	\$9,148,631
Levy County*	0	0	0	0	\$0
Liberty County*	0	0	0	0	\$0
Madison County*	0	0	0	0	\$0
Manatee County	4	7,305	84	10	\$5,586,127
Marion County	7	5,823	221	32	\$5,683,636
Martin County	3	12,858	200	6	\$8,453,415
Miami-Dade County	27	62,429	1,855	316	\$39,367,386
Monroe County	1	2,540	390	14	\$4,525,900
Nassau County	2	3,438	13	18	\$3,868,871
Okaloosa County	2	11,184	39	12	\$3,296,713
Okeechobee County	1	151	3	3	\$172,646
Orange County	14	22,796	1,215	228	\$24,946,649
Osceola County	5	1,932	51	21	\$607,106
Palm Beach County	13	49,114	531	46	\$12,716,432
Pasco County	5	7,044	86	24	\$1,798,461
Pinellas County	7	25,028	206	34	\$12,813,773
Polk County	10	18,956	434	103	\$17,678,473
Putnam County	2	956	32	20	\$228,619
St. Johns County	1	3,072	54	8	\$2,310,320
St. Lucie County	1	5,269	25	1	\$11,036,836
Santa Rosa County	3	1,648	111	15	\$4,043,546
Sarasota County	3	2,078	19	17	\$325,006
Seminole County	3	6,833	373	69	\$9,465,975
Sumter County	1	1,673	35	20	\$289,464
Suwannee County	2	114	27	22	\$71,216
Taylor County*	0	0	0	0	\$0
Union County*	0	0	0	0	\$0
Volusia County	5	2,268	152	22	\$2,838,628
Wakulla County*	0	0	0	0	\$0
Walton County	2	21	14	4	\$30,064
Washington County*	0	0	0	0	\$0
<b>Total</b>	<b>211</b>	<b>452,206</b>	<b>11,425</b>	<b>2,201</b>	<b>\$287,878,408</b>

\*No volunteers were available for clinical services during FY 2020–21.

## Appendix B: Volunteer Health Care Provider Program Clinics and Contributions

July 1, 2020–June 30, 2021

This appendix presents reported health care services and licensed volunteers counts and the value of contributions for the clinics and organizations in each county.

### Statewide

Clinics and Organizations	Health Care Services	Licensed Volunteers	Value of Contributions <sup>1</sup>
<b>Total</b>	<b>452,206</b>	<b>11,425</b>	<b>\$287,878,408</b>

### Alachua County

Clinics and Organizations	Health Care Services	Licensed Volunteers	Value of Contributions <sup>1</sup>
Alachua County Medical Society Foundation Inc.	2,130	928	\$2,060,411
Helping Hands Clinic	2,870	48	\$656,305
North Central Florida Baptist Association (MDU) <sup>2</sup>	37	5	\$15,834
RAHMA Mercy Clinic	81	28	\$75,538
UF College of Medicine Equal Access Clinic Network <sup>3</sup>	0	0	\$0
Westside Samaritans Clinic	55	10	\$22,425
<b>Total</b>	<b>5,173</b>	<b>1,019</b>	<b>\$2,830,513</b>

### Bay County

Clinics and Organizations	Health Care Services	Licensed Volunteers	Value of Contributions <sup>1</sup>
Avicenna Free Clinic	2,200	15	\$81,767
BayCare	532	33	\$635,716
Saint Andrew Community Medical Center	9,859	52	\$7,576,367
<b>Total</b>	<b>12,591</b>	<b>100</b>	<b>\$8,293,850</b>

<sup>1</sup> Value of Contributions includes donations and the value of volunteers' services.

<sup>2</sup> MDU = Mobile Dental Unit, Florida Baptist Convention

<sup>3</sup> No Patient Visit

**Brevard County**

<b>Clinics and Organizations</b>	<b>Health Care Services</b>	<b>Licensed Volunteers</b>	<b>Value of Contributions<sup>1</sup></b>
Adult Volunteer Dental Clinic, Brevard County Health Department <sup>2</sup>	0	0	\$0
Brevard Health Alliance	1,001	251	\$1,228,757
Brevard Hispanic Center, Inc. DBA Delacruz Volunteer Clinic	120	8	\$13,095
Space Coast Volunteers in Medicine	2,096	28	\$1,917,862
<b>Total</b>	<b>3,217</b>	<b>287</b>	<b>\$3,159,714</b>

**Broward County**

<b>Clinics and Organizations</b>	<b>Health Care Services</b>	<b>Licensed Volunteers</b>	<b>Value of Contributions<sup>1</sup></b>
Broward Partnership for the Homeless, Inc.	5,999	0	\$189,930
Light of the World Clinic	2,243	54	\$1,544,214
Light One's Path Foundation	11	1	\$3,913
Living Water Care Center, a Ministry of Immanuel Baptist Church	399	4	\$206,005
Miami Rescue Mission Clinic DBA as Broward Outreach Health clinic – Hollywood	966	2	\$68,316
Pak-American Clinic	86	6	\$41,750
<b>Total</b>	<b>9,704</b>	<b>67</b>	<b>\$2,054,128</b>

**Charlotte County**

<b>Clinics and Organizations</b>	<b>Health Care Services</b>	<b>Licensed Volunteers</b>	<b>Value of Contributions<sup>1</sup></b>
Englewood Community Care Clinic, Inc.	305	29	\$509,857
Virginia B. Andes Volunteer Community Clinic, Inc.	18,839	120	\$12,608,008
<b>Total</b>	<b>19,144</b>	<b>149</b>	<b>\$13,117,865</b>

**Citrus County**

<b>Clinics and Organizations</b>	<b>Health Care Services</b>	<b>Licensed Volunteers</b>	<b>Value of Contributions<sup>1</sup></b>
Citrus County Family Resource Center Connections Clinic	235	6	\$51,371
Doctor's Free Clinic of Citrus County	10	4	\$13,767
Nature Coast Ministries, Inc., No Cost Dental Clinic	716	16	\$354,354
We Care, Citrus County	24	14	\$17,421
<b>Total</b>	<b>985</b>	<b>40</b>	<b>\$436,913</b>

<sup>1</sup> Value of Contributions includes donations and the value of volunteers' services.<sup>2</sup> No Patient Visit

**Clay County**

Clinics and Organizations	Health Care Services	Licensed Volunteers	Value of Contributions <sup>1</sup>
Clay County Dental Care, Inc.	192	5	\$64,557
Lake Asbury Baptist Church (MDU) <sup>2</sup>	35	11	\$12,921
The Way Free Medical Clinic	1,835	16	\$294,808
<b>Total</b>	<b>2,062</b>	<b>32</b>	<b>\$372,286</b>

**Collier County**

Clinics and Organizations	Health Care Services	Licensed Volunteers	Value of Contributions <sup>1</sup>
Neighborhood Health Clinic	11,266	421	\$14,297,246
Panira Healthcare Clinic	504	10	\$31,386
Physician Led Access Network (PLAN) of Collier County	2,574	152	\$3,724,702
<b>Total</b>	<b>14,344</b>	<b>583</b>	<b>\$18,053,334</b>

**Columbia County**

Clinics and Organizations	Health Care Services	Licensed Volunteers	Value of Contributions <sup>1</sup>
North Florida Baptist Network (MDU) <sup>2</sup>	41	6	\$44,303
<b>Total</b>	<b>41</b>	<b>6</b>	<b>\$44,303</b>

<sup>1</sup> Value of Contributions includes donations and the value of volunteers' services.

<sup>2</sup> MDU = Mobile Dental Unit, Florida Baptist Convention

**Duval County**

<b>Clinics and Organizations</b>	<b>Health Care Services</b>	<b>Licensed Volunteers</b>	<b>Value of Contributions<sup>1</sup></b>
City Rescue Mission (Dental Clinic)	64	19	\$15,958
City Rescue Mission (Medical Clinic)	450	3	\$87,891
Community Health Outreach	1,194	21	\$589,130
I.M. Sulzbacher Center for the Homeless, Inc.	157	8	\$29,770
Jacksonville Myanmar Association <sup>3</sup>	0	0	\$0
Lake Shore Baptist Church (MDU) <sup>2</sup>	87	5	\$52,497
Legacy of Care Health Center, Inc. <sup>3</sup>	0	0	\$0
Mission House Inc.	731	27	\$133,370
Muslim American Social Services	3,777	40	\$2,870,727
Park City Baptist Church (MDU) <sup>2</sup>	42	10	\$36,430
Philippine Nurses Association of Northeast Florida	15	10	\$2,439
St. Vincent's Mobile Health Outreach Ministry Mobile Dental Unit	175	3	\$43,659
Vision Is Priceless Council	1,811	60	\$238,257
We Care Jacksonville, Inc.	4,985	392	\$9,669,875
<b>Total</b>	<b>13,488</b>	<b>598</b>	<b>\$13,770,003</b>

**Escambia County**

<b>Clinics and Organizations</b>	<b>Health Care Services</b>	<b>Licensed Volunteers</b>	<b>Value of Contributions<sup>1</sup></b>
Escambia County Medical Society Foundation, Inc.	307	61	\$297,489
Health & Hope Clinic	10,164	96	\$3,131,340
Saint Joseph Medical Screening Clinic	1,052	56	\$237,602
<b>Total</b>	<b>11,523</b>	<b>213</b>	<b>\$3,666,431</b>

**Flagler County**

<b>Clinics and Organizations</b>	<b>Health Care Services</b>	<b>Licensed Volunteers</b>	<b>Value of Contributions<sup>1</sup></b>
Flagler County Free Clinic, Inc.	2,509	50	\$2,315,591
<b>Total</b>	<b>2,509</b>	<b>50</b>	<b>\$2,315,591</b>

<sup>1</sup> Value of Contributions includes donations and the value of volunteers' services.

<sup>2</sup> MDU = Mobile Dental Unit, Florida Baptist Convention

<sup>3</sup> Clinic did not report their annual summary.

**Hernando County**

Clinics and Organizations	Health Care Services	Licensed Volunteers	Value of Contributions <sup>1</sup>
Crescent of Hernando, Inc., Crescent Community Clinic	1,936	29	\$3,859,493
People Helping People in Hernando County, Inc.	85	8	\$15,479
<b>Total</b>	<b>2,021</b>	<b>37</b>	<b>\$3,874,972</b>

**Highlands County**

Clinics and Organizations	Health Care Services	Licensed Volunteers	Value of Contributions <sup>1</sup>
Samaritan's Touch Care Center	1,450	82	\$884,823
<b>Total</b>	<b>1,450</b>	<b>82</b>	<b>\$884,823</b>

**Hillsborough County**

Clinics and Organizations	Health Care Services	Licensed Volunteers	Value of Contributions <sup>1</sup>
Beth-El Farmworker Ministry, Inc.	80	8	\$17,870
BRIDGE Healthcare Clinic	400	84	\$582,663
Calvary Community Clinic Inc.	397	10	\$216,867
Catholic Charities Free Clinics, Diocese of St. Petersburg, Inc.	38,224	28	\$905,894
GRACE Community Medical Center, Inc.	6	5	\$27,980
Gulf Coast Dental Outreach Clinic	335	9	\$292,370
Judeo Christian Health Clinic, Inc.	33,306	260	\$11,064,358
Mission Tampa, Inc. / Mission Smiles	228	120	\$150,749
Outreach Clinic, Inc.	1,546	232	\$2,037,519
Peace on Earth Foundation, Inc., Free Clinic of Tampa Bay	60	4	\$34,212
Pioneer Medical Group Clinic	3,700	5	\$354,398
Red Crescent Clinic of Tampa Bay	847	12	\$590,130
St. George Clinic, Inc.	545	40	\$214,062
Tampa Bay Street Medicine Clinic	1,560	54	\$37,649
Underground Clinic, Inc.	199	8	\$714,016
<b>Total</b>	<b>81,433</b>	<b>879</b>	<b>\$17,240,737</b>

<sup>1</sup> Value of Contributions includes donations and the value of volunteers' services.



**Holmes County**

Clinics and Organizations	Health Care Services	Licensed Volunteers	Value of Contributions <sup>1</sup>
Holmes County Community Health Center	85	19	\$32,213
<b>Total</b>	<b>85</b>	<b>19</b>	<b>\$32,213</b>

**Indian County**

Clinics and Organizations	Health Care Services	Licensed Volunteers	Value of Contributions <sup>1</sup>
We Care Program, Florida Department of Health in Indian River	1,677	120	\$927,738
<b>Total</b>	<b>1,677</b>	<b>120</b>	<b>\$927,738</b>

**Jackson County**

Clinics and Organizations	Health Care Services	Licensed Volunteers	Value of Contributions <sup>1</sup>
Faith Health Clinic	213	5	\$105,135
<b>Total</b>	<b>213</b>	<b>5</b>	<b>\$105,135</b>

**Lake County**

Clinics and Organizations	Health Care Services	Licensed Volunteers	Value of Contributions <sup>1</sup>
AdventHealth Waterman Community Primary Health Clinic	1,143	5	\$2,839,494
Community Medical Care Center, Inc.	2,204	41	\$966,469
Lazarus Free Dental Clinic, Catholic Charities of Central Florida	5	3	\$761
Saint Luke's Free Medical and Dental Clinic-Catholic Charities of Central Florida	79	31	\$24,934
We Care of Lake County	359	50	\$1,556,492
<b>Total</b>	<b>3,790</b>	<b>130</b>	<b>\$5,388,150</b>

<sup>1</sup> Value of Contributions includes donations and the value of volunteers' services.

**Lee County**

<b>Clinics and Organizations</b>	<b>Health Care Services</b>	<b>Licensed Volunteers</b>	<b>Value of Contributions<sup>1</sup></b>
Beach Baptist Church, Fort Myers (MDU) <sup>2</sup>	53	2	\$31,745
Christian Medical Ministries DBA SW Florida Free Pain Clinic	3,836	12	\$565,940
Epilepsy Services of Southwest Florida	255	2	\$12,000
Florida Lions Club Eye Clinic	1,346	25	\$600,953
Premier Mobile Health Services	300	2	\$118,477
Project Dentists Care of Southwest Florida, Inc.	1,292	37	\$205,569
United Way of Lee County Inc., We Care	1,828	408	\$8,471,132
<b>Total</b>	<b>8,910</b>	<b>488</b>	<b>\$10,005,816</b>

**Leon County**

<b>Clinics and Organizations</b>	<b>Health Care Services</b>	<b>Licensed Volunteers</b>	<b>Value of Contributions<sup>1</sup></b>
Capital Medical Society Foundation, Inc., We Care Network	2,588	340	\$9,024,381
CESC Kearney Center at Tallahassee Leon Shelter, Dental Clinic	705	9	\$120,350
CESC Kearney Center at Tallahassee Leon Shelter, Medical Clinic <sup>3</sup>	0	0	\$0
Neighborhood Medical Center	23	2	\$3,900
<b>Total</b>	<b>3,316</b>	<b>351</b>	<b>\$9,148,631</b>

**Manatee County**

<b>Clinics and Organizations</b>	<b>Health Care Services</b>	<b>Licensed Volunteers</b>	<b>Value of Contributions<sup>1</sup></b>
Community Coalition on Homelessness	6,192	22	\$3,823,573
Epilepsy Services of Southwest Florida	83	1	\$10,385
Genesis Health Services, Inc. <sup>3</sup>	0	0	\$0
We Care Manatee, Inc.	1,030	61	\$1,752,169
<b>Total</b>	<b>7,305</b>	<b>84</b>	<b>\$5,586,127</b>

<sup>1</sup> Value of Contributions includes donations and the value of volunteers' services.

<sup>2</sup> MDU = Mobile Dental Unit, Florida Baptist Convention

<sup>3</sup> Clinic did not report their annual summary.

**Marion County**

<b>Clinics and Organizations</b>	<b>Health Care Services</b>	<b>Licensed Volunteers</b>	<b>Value of Contributions<sup>1</sup></b>
Deliverance Outreach Ministries, Inc.	200	4	\$38,339
FreeD.O.M Clinic USA	3,572	25	\$2,336,720
Hope Clinic, Inc.	1,238	6	\$185,635
La Guadalupana Clinic, Ocala	18	4	\$2,078
Marion County We Care, Inc.	532	175	\$3,026,150
Project Dentists Care of Marion County <sup>2</sup>	0	0	\$0
Three Angels Clinic	263	7	\$94,714
<b>Total</b>	<b>5,823</b>	<b>221</b>	<b>\$5,683,636</b>

**Martin County**

<b>Clinics and Organizations</b>	<b>Health Care Services</b>	<b>Licensed Volunteers</b>	<b>Value of Contributions<sup>1</sup></b>
Christian Community Care Center, Inc.	232	4	\$51,002
Light of the World Charities, Inc. Little Lights Dentistry	2,847	2	\$913,562
Volunteers in Medicine Clinic	9,779	194	\$7,488,851
<b>Total</b>	<b>12,858</b>	<b>200</b>	<b>\$8,453,415</b>

<sup>1</sup> Value of Contributions includes donations and the value of volunteers' services.

<sup>2</sup> Clinic did not report their annual summary.

**Miami-Dade County**

<b>Clinics and Organizations</b>	<b>Health Care Services</b>	<b>Licensed Volunteers</b>	<b>Value of Contributions<sup>1</sup></b>
Baptist Health South Florida	9,823	0	\$6,149,000
Brownsville Medical Center Inc.	1,453	28	\$1,645,836
Caring for Miami	2,847	106	\$1,023,020
Center for Haitian Studies	1,085	15	\$498,874
Community Smiles	13,079	549	\$10,571,495
Dade County Street Response Inc.	78	1	\$24,332
Doral Pro Health Corp. <sup>2</sup>	0	0	\$0
Good News Care Center	6,988	282	\$4,309,280
Good Samaritan Community Health	208	8	\$257,425
Iglesia Doral Jesus Worship Center Inc. <sup>2</sup>	0	0	\$0
League Against Cancer	1,679	66	\$4,857,251
Lotus Wellness Center LLC <sup>2</sup>	0	0	\$0
Miami Rescue Mission Clinic Inc.	3,934	14	\$811,786
Ministerio Medico Evangelistico Juana Agulla Inc. <sup>2</sup>	0	0	\$0
New Life Baptist Church of Carol City <sup>2</sup>	0	0	\$0
North Miami Beach Medical Center, Inc.	1,392	28	\$2,158,145
Open Door Health Center Inc.	10,936	412	\$2,871,734
Robert Morgan Center for Dental Care and Education Inc. <sup>2</sup>	0	0	\$0
South Miami Children's Clinic	9	6	\$2,457
St. John Bosco Clinic Inc.	3,932	116	\$2,746,437
Universal Heritage Institute Inc.	2,716	44	\$402,149
Universal Medical Institute, Inc.	1,417	19	\$343,621
University of Miami IDEA Exchange Wound Care Clinic	258	60	\$135,972
University of Miami Night Clinic at CHS	62	16	\$15,800
University of Miami, St. John Bosco Tuesday Night Clinic	183	69	\$129,148
University of Miami-Physical Therapy Clinic <sup>2</sup>	0	0	\$0
Urban Mercy Clinics of Miami, Inc.	350	16	\$413,624
<b>Total</b>	<b>62,429</b>	<b>1,855</b>	<b>\$39,367,386</b>

<sup>1</sup> Value of Contributions includes donations and the value of volunteers' services.

<sup>2</sup> Clinic did not report their annual summary.

**Monroe County**

Clinics and Organizations	Health Care Services	Licensed Volunteers	Value of Contributions <sup>1</sup>
Good Health Clinic	2,540	390	\$4,525,900
<b>Total</b>	<b>2,540</b>	<b>390</b>	<b>\$4,525,900</b>

**Nassau County**

Clinics and Organizations	Health Care Services	Licensed Volunteers	Value of Contributions <sup>1</sup>
Barnabas Center, Inc., Medical and Dental	3,380	5	\$3,843,003
Northeast Florida Baptist Association (MDU) <sup>2</sup>	58	8	\$25,868
<b>Total</b>	<b>3,438</b>	<b>13</b>	<b>\$3,868,871</b>

**Okaloosa County**

Clinics and Organizations	Health Care Services	Licensed Volunteers	Value of Contributions <sup>1</sup>
Crossroads Center, Inc.	750	18	\$1,938,605
Hope Medical Clinic	10,434	21	\$1,358,108
<b>Total</b>	<b>11,184</b>	<b>39</b>	<b>\$3,296,713</b>

**Okeechobee County**

Clinics and Organizations	Health Care Services	Licensed Volunteers	Value of Contributions <sup>1</sup>
Open Hands Health Center, Inc.	151	3	\$172,646
<b>Total</b>	<b>151</b>	<b>3</b>	<b>\$172,646</b>

<sup>1</sup> Value of Contributions includes donations and the value of volunteers' services.

<sup>2</sup> MDU = Mobile Dental Unit, Florida Baptist Convention

**Orange County**

<b>Clinics and Organizations</b>	<b>Health Care Services</b>	<b>Licensed Volunteers</b>	<b>Value of Contributions<sup>1</sup></b>
Adventist University of Health Sciences, Hope Clinic	276	15	\$517,759
Alma Health Ministries Inc. <sup>2</sup>	0	0	\$0
Community Care Clinic Florida Hospital	2,056	5	\$22,014
Community Medicine Clinic at Florida Hospital	4,307	35	\$903,312
Dental Care Access Foundation	202	20	\$245,201
Epilepsy Foundation of Central Florida	27	1	\$23,271
Five Pillars Free Clinic Inc. <sup>2</sup>	0	0	\$0
Grace Medical Home	10,367	280	\$10,928,506
Islamic Society of Central Florida	133	2	\$59,578
Latino Leadership Inc. <sup>2</sup>	0	0	\$0
Saint Luke's Coptic Medical Center	129	13	\$1,513
Shepherd's Hope, Inc.	3,990	713	\$11,123,146
SpecialCare of Central Florida, Inc.	1,309	131	\$1,122,349
The Mental Health Association of Central Florida <sup>2</sup>	0	0	\$0
<b>Total</b>	<b>22,796</b>	<b>1,215</b>	<b>\$24,946,649</b>

**Osceola County**

<b>Clinics and Organizations</b>	<b>Health Care Services</b>	<b>Licensed Volunteers</b>	<b>Value of Contributions<sup>1</sup></b>
Catholic Charities St. Thomas Aquinas	153	25	\$45,928
Free Clinic of Florida, Inc.	185	2	\$28,496
Osceola Christian Ministry Center, Medical and Dental Clinic	69	4	\$31,603
Osceola Christian Ministry Center, Pregnancy Center	22	2	\$2,018
Osceola County Council on Aging	1,503	18	\$499,061
<b>Total</b>	<b>1,932</b>	<b>51</b>	<b>\$607,106</b>

<sup>1</sup> Value of Contributions includes donations and the value of volunteers' services.

<sup>2</sup> Clinic did not report their annual summary.

**Palm Beach County**

<b>Clinics and Organizations</b>	<b>Health Care Services</b>	<b>Licensed Volunteers</b>	<b>Value of Contributions<sup>1</sup></b>
Arthritis Foundation	311	14	\$88,481
Caridad Health Center, Medical & Dental	26,587	253	\$7,012,877
Community Health Center, Medical & Vision	4,187	20	\$1,749,190
Healing Health Care Center, Inc.	630	2	\$121,294
Jamaicans of the Palm Beaches <sup>2</sup>	0	0	\$0
Mission Clinic of Palm Springs	720	12	\$428,008
Mission Medical Clinic, Medical & Dental	15,005	34	\$2,014,785
MyClinic, Medical & Dental	1,073	35	\$684,968
Project Access	526	155	\$584,200
Saint Mary Coptic Orthodox Clinic <sup>2</sup>	0	0	\$0
Shenandoah Medical Care Center <sup>2</sup>	0	0	\$0
T. Leroy Jefferson Medical Society <sup>2</sup>	0	0	\$0
We Care Clinic, Inc.	75	6	\$32,629
<b>Total</b>	<b>49,114</b>	<b>531</b>	<b>\$12,716,432</b>

**Pasco County**

<b>Clinics and Organizations</b>	<b>Health Care Services</b>	<b>Licensed Volunteers</b>	<b>Value of Contributions<sup>1</sup></b>
CARES Senior Health Clinic	3,059	19	\$547,618
Good Samaritan Health Clinic of Pasco County	3,022	50	\$658,941
Sertoma Speech & Hearing Foundation of Florida, Inc.	722	2	\$512,044
St Andre Clinic, Catholic Charities, Diocese of St. Petersburg, Inc.	241	15	\$79,858
St. Verena Clinic, New Port Richey <sup>2</sup>	0	0	\$0
<b>Total</b>	<b>7,044</b>	<b>86</b>	<b>\$1,798,461</b>

<sup>1</sup> Value of Contributions includes donations and the value of volunteers' services.

<sup>2</sup> Clinic did not report their annual summary.

**Pinellas County**

<b>Clinics and Organizations</b>	<b>Health Care Services</b>	<b>Licensed Volunteers</b>	<b>Value of Contributions<sup>1</sup></b>
Clearwater Free Clinic	12,316	84	\$9,590,205
Community Dental Clinic	2,730	14	\$1,481,144
Homeless Empowerment Program - HEP Dental Clinic	1,086	31	\$509,078
La Clinica Guadalupana	1,867	7	\$742,764
St. Mina Coptic Medical Center, Inc.	150	3	\$6,726
St. Petersburg Free Clinic	6,849	60	\$475,214
Willa Carson Health Resource Center	30	7	\$8,642
<b>Total</b>	<b>25,028</b>	<b>206</b>	<b>\$12,813,773</b>

**Polk County**

<b>Clinics and Organizations</b>	<b>Health Care Services</b>	<b>Licensed Volunteers</b>	<b>Value of Contributions<sup>1</sup></b>
Angels Care Center of Eloise	331	41	\$225,276
Lake Wales Care Center	515	11	\$555,553
Lakeland Volunteers in Medicine	10,732	187	\$9,338,232
Mid-Town Dental Clinic / Free Dental Day <sup>3</sup>	0	0	\$0
Parkview Outreach Community Center, Inc.	916	9	\$106,866
Polk County, Health Care Dental Clinic at Traviss Center	286	4	\$244,530
Project Dentists Care, Give Kids A Smile <sup>3</sup>	0	0	\$0
Talbot House Ministries of Lakeland, Inc. DBA Good Samaritan Clinic	2,350	11	\$2,469,127
The Haley Center Inc.	783	40	\$1,279,592
We Care of Central Florida, Inc.	3,043	131	\$3,459,297
<b>Total</b>	<b>18,956</b>	<b>434</b>	<b>\$17,678,473</b>

**Putnam County**

<b>Clinics and Organizations</b>	<b>Health Care Services</b>	<b>Licensed Volunteers</b>	<b>Value of Contributions<sup>1</sup></b>
College Park Baptist Church (MDU) <sup>2</sup>	129	18	\$118,914
Putnam County Medical Mission	827	14	\$109,705
<b>Total</b>	<b>956</b>	<b>32</b>	<b>\$228,619</b>

<sup>1</sup> Value of Contributions includes donations and the value of volunteers' services.

<sup>2</sup> MDU = Mobile Dental Unit, Florida Baptist Convention

<sup>3</sup> Clinic did not report their annual summary.



**Saint Johns County**

Clinics and Organizations	Health Care Services	Licensed Volunteers	Value of Contributions <sup>1</sup>
Wildflower Healthcare	3,072	54	\$2,310,320
<b>Total</b>	<b>3,072</b>	<b>54</b>	<b>\$2,310,320</b>

**Saint Lucie County**

Clinics and Organizations	Health Care Services	Licensed Volunteers	Value of Contributions <sup>1</sup>
Saint Lucie County Health Access Network, Inc. (HANDS)	5,269	25	\$11,036,836
<b>Total</b>	<b>5,269</b>	<b>25</b>	<b>\$11,036,836</b>

**Santa Rosa County**

Clinics and Organizations	Health Care Services	Licensed Volunteers	Value of Contributions <sup>1</sup>
Good Samaritan Clinic	1,371	62	\$3,629,553
Jay First Baptist Church (MDU) <sup>2</sup>	98	10	\$110,119
We Care-Santa Rosa	179	39	\$303,874
<b>Total</b>	<b>1,648</b>	<b>111</b>	<b>\$4,043,546</b>

**Sarasota County**

Clinics and Organizations	Health Care Services	Licensed Volunteers	Value of Contributions <sup>1</sup>
Epilepsy Foundation of South West Florida	58	2	\$8,745
Good Samaritan Pharmacy & Health Services, Inc.	2,020	17	\$316,261
Universal Crescent Clinic <sup>3</sup>	0	0	\$0
<b>Total</b>	<b>2,078</b>	<b>19</b>	<b>\$325,006</b>

**Seminole County**

Clinics and Organizations	Health Care Services	Licensed Volunteers	Value of Contributions <sup>1</sup>
American Muslim Social Services, Inc.	3,308	38	\$739,496
Shepherd's Hope, Inc., Longwood	2,573	327	\$8,403,775
United Medical & Social Services Inc.	952	8	\$322,704
<b>Total</b>	<b>6,833</b>	<b>373</b>	<b>\$9,465,975</b>

<sup>1</sup> Value of Contributions includes donations and the value of volunteers' services.

<sup>2</sup> MDU = Mobile Dental Unit, Florida Baptist Convention

<sup>3</sup> Clinic did not report their annual summary.

**Sumter County**

Clinics and Organizations	Health Care Services	Licensed Volunteers	Value of Contributions <sup>1</sup>
Lazarus Free Medical Clinic, Catholic Charities of Central Florida	1,673	35	\$289,464
<b>Total</b>	<b>1,673</b>	<b>35</b>	<b>\$289,464</b>

**Suwannee County**

Clinics and Organizations	Health Care Services	Licensed Volunteers	Value of Contributions <sup>1</sup>
Shepherd's Hands of The Suwannee Valley, Inc.	85	17	\$42,182
Suwannee Baptist Association (MDU) <sup>2</sup>	29	10	\$29,034
<b>Total</b>	<b>114</b>	<b>27</b>	<b>\$71,216</b>

**Volusia County**

Clinics and Organizations	Health Care Services	Licensed Volunteers	Value of Contributions <sup>1</sup>
Bella Vista Baptist Church (MDU) <sup>2</sup>	75	25	\$66,123
Good Samaritan Clinic of West Volusia, Medical & Dental Clinic	776	54	\$499,750
Jesus Clinic	1,186	61	\$2,134,815
St. George Medical Center <sup>3</sup>	0	0	\$0
Volusia Volunteers in Medicine Clinic	231	12	\$137,940
<b>Total</b>	<b>2,268</b>	<b>152</b>	<b>\$2,838,628</b>

**Walton County**

Clinics and Organizations	Health Care Services	Licensed Volunteers	Value of Contributions <sup>1</sup>
Hope Medical Clinic Freeport <sup>3</sup>	0	0	\$0
We Care, Walton County	21	14	\$30,064
<b>Total</b>	<b>21</b>	<b>14</b>	<b>\$30,064</b>

<sup>1</sup> Value of Contributions includes donations and the value of volunteers' services.

<sup>2</sup> MDU = Mobile Dental Unit, Florida Baptist Convention

<sup>3</sup> Clinic did not report their annual summary.

## Appendix C: Summary of Clinics and Organizations that Closed

---

The following table lists clinics that closed during FY 2020–21 and did not provide any volunteer services.

County	Clinics and Organizations
Hillsborough	Center for Family Health
Lee	Senior Friendship Center, Inc.
Lee	The Salvation Army, We Care of Lee County
Marion	Berry Project, LLC
Miami-Dade	WeCare Telehealth
Palm Beach	Save-A-Molar, Dental Program
Volusia	Islamic Social Services Inc.

## Appendix D: Financial Liability Report

---



CHIEF FINANCIAL OFFICER  
JIMMY PATRONIS  
STATE OF FLORIDA

April 21, 2021

Christopher P. Gainous, Sr.  
Supervisor, Volunteer Health Services  
Department of Health  
Health Resources and Access Section  
4052 Bald Cypress Way, BIN #BC15  
Tallahassee, Florida 32399-1706

RE: Volunteer Healthcare Provider Program Dear

Mr. Gainous:

Pursuant to s. 766.1115(7), F.S., this is to report that (10) ten claims have been filed against the Volunteer Healthcare Provider Program with the Division of Risk Management. Information on these claims is shown below:

1. George Leonard, our file G12-01-521, reported 12/11/01, current status "Closed", \$100,000, paid for settlement, \$46,585, paid for defense costs, Hernando County Health Department.
2. Shari Ann Mills, our file G02-00-060, reported 02/15/00, current status "Closed", \$25,000, paid for settlement, \$83,416.40, paid for defense costs, Martin County Health Department.
3. Ana Maria Pinto, our file G08-01-048, reported 08/17/01, current status "Closed", \$75,000 paid for settlement, \$164,792.58, paid for defense costs, Dade County Health Department.
4. Rosa Mercado, our file G07-03-001, reported 06/23/03, current status "Closed", \$43,000, paid for settlement, \$82,283.32, paid for defense costs, Dade County Health Department.
5. Cleveland Payne, our file G04-05-046, reported 03/16/05, current status "Closed", \$7,500, paid for settlement, \$68,469.23, paid for defense costs, Orange County Health Department.

FLORIDA DEPARTMENT OF FINANCIAL SERVICES  
Marc L. Stemle • Bureau Chief  
Division of Risk Management • Bureau of State Liability and Property Claims  
200 East Gaines Street • Tallahassee, Florida 32399-0338 • Tel. 850-413-4851  
Email • Marc.Stemle@MyFloridaCFO.com  
AFFIRMATIVE ACTION • EQUAL OPPORTUNITY EMPLOYER

Page Two  
April 21, 2021

6. The following three claim files involve the same claimant/plaintiff:

Karl Wester, our file G02-04-065, reported 08/12/03, current status "Closed", paid \$123,472.52, in defense costs (no money paid to settle the bodily injury claim) for Dr. Janet M. Miles and Dr. Phillip Lopez, Indian River County Health Department.

Karl Wester, our file 008-03-066, reported 08/12/03, current status "Closed", \$75,000, paid for settlement for Department of Health, Indian River County Health Department, and Doctors Richard J. Morgan and Fred Ackroyd, and \$104,057.14, paid in defense costs, Indian River County Health Department.

Karl Wester, our file G11-03-047, reported 11/05/03, current status "Closed", paid \$3,791.94, in defense costs, Indian River Health Department. This file is a duplicate to the file listed above.

7. William Marshall, our file G12-06-510, reported 12/05/06, current status "Closed", paid \$2,619.40, in defense costs, CMS-18, Miami South.
8. Rebecca Gray, our file G04-07-045, reported .04/23/07, current status "Closed", paid \$1,983.40, in defense costs, CMS-18, Miami South.
9. Audwan Gonzalez, our file G02-10-051, reported 02/22/10, current status "Closed", paid \$9,562.62, in defense costs, Brevard County Health Department.
10. Flor Leidens, our file 003-12-018, reported 03/06/12, current status "Closed", \$100,000, paid for settlement, \$15,240.28, paid for defense costs, Palm Beach County Health Department.
11. Charlene Sarai Rupert Leidens, our file G03-12-018, report 03/06/2012 current status "Closed", \$90,000.00, paid for settlement, \$0, paid for defense costs, Dade County Health Department.

Page Three  
April 21, 2021

12. Mariana Mendonca, our file 40031827110, report 03/07/208 current status "Closed", \$150,000,00, paid for settlement, \$67,163,41, paid for defense cost, Dade County Health Department

Please call me if you need additional information.



Marc L. Stemle, Bureau Chief  
Bureau of State Liability and Property Claims

MLS/lh

cc: Kelly Hagenbeck, Division of Risk Management  
DeI Harrison, Division of Risk Management  
Brian McGrane, Division of Risk Management